

Transport  
for NSW

# Ticketing Quarterly Operations Dashboard – Q3

July - September 2023



[transport.nsw.gov.au](https://transport.nsw.gov.au)

OFFICIAL

## Acknowledgement of Country

Transport for NSW acknowledges the traditional custodians of the land on which we work and live.

We pay our respects to Elders past and present and celebrate the diversity of Aboriginal people and their ongoing cultures and connections to the lands and waters of NSW.

Many of the transport routes we use today – from rail lines, to roads, to water crossings – follow the traditional Songlines, trade routes and ceremonial paths in Country that our nation’s First Peoples followed for tens of thousands of years.

Transport for NSW is committed to honouring Aboriginal peoples’ cultural and spiritual connections to the lands, waters and seas and their rich contribution to society.

# Table of Contents

1. Introduction .....	4
Glossary .....	4
2. Top up Percentage by Channel by Month.....	5
3. Default Fare % by Month.....	6
4. Adjustments by Contact Centre.....	7
5. Opal Cards ordered/issued by Channel .....	8
6. Active Cards.....	9
7. Law Enforcement Requests .....	10
8. Opal Reader Availability.....	11
9. Ticketing Payment Machine Availability.....	11
10. Negative Opal Card Balance.....	12
11. Opal Deposit Holdings .....	12

## Document control

<b>Authors</b>	Director, Technology Operations, Customer Systems and Operations
<b>Document number</b>	Q3 2023
<b>Division</b>	Customer Strategy and Technology
<b>Publish date</b>	November 2023



# 1. Introduction

This report is a representation of Operational related information across different segments of the Opal environment.

The data herein this report has been selected, collated and submitted for publishing based on an assessment of commonly requested information on Opal usage.

This report represents data for July, August and September 2023.

## Glossary

- **Autoload** – A Top-up functionality which triggers an automatic load of a pre-defined value as nominated by a registered customer
- **130PAL / Contact Centre** – The Opal support centre
- **Retailer** – An approved agent that can support provision of an Opal card or value
- **Default Fare** – A fare incurred when a card has not registered a Tap On or Tap Off activity
- **Top Up Machine** – A machine that provides a payment facility with the functionality to load value onto an Opal card
- **Website** – Reference to [Opal.com.au](https://www.opal.com.au)
- **Readers** – A device in the Opal network that has the ability to “read” an Opal card value, and successfully validate or reject a Tap On or Tap Off. These August be located on approved Opal enabled Buses, or at Station, Ferry or Light Rail Locations within the Opal footprint.

## 2. Top up Percentage by Channel by Month

This graph represents the breakdown of channels that customers have utilised to top up value on their Opal Cards for the defined quarter.

A further explanation on each category is provided below.

**Autoload** – Customers that have utilised Autoload functionality to top up their Opal cards.

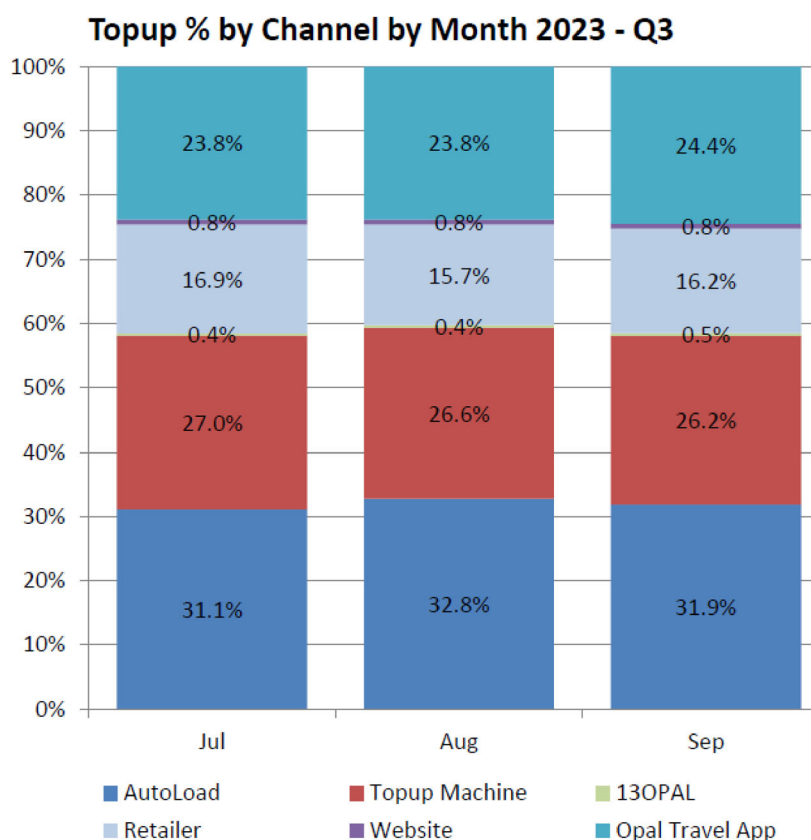
**Retailer** – Customers that have loaded value onto their Opal Card at a participating retailer.

**Top Up Machine** – Customers that have used a Top Up Machine located at a Station or Wharf to load value onto their Opal Card.

**Website** – Customers that have either used the mobile website or desktop site via Opal.com.au to perform a top up.

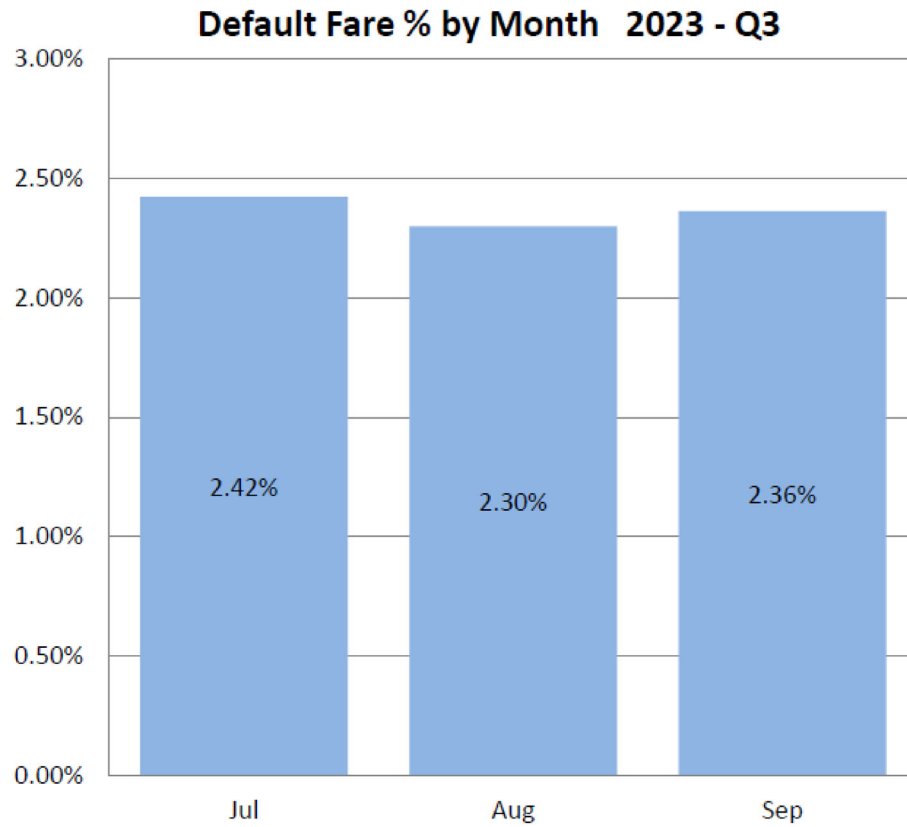
**13OPAL** – This includes customers that have been in contact with the 13OPAL contact centre to perform a top up. This also includes customers who have used the Interactive Voice Response system to perform a top up.

**Opal Travel App** – Customers that have used the Opal Travel App to load value onto their Opal Card.



### 3. Default Fare % by Month

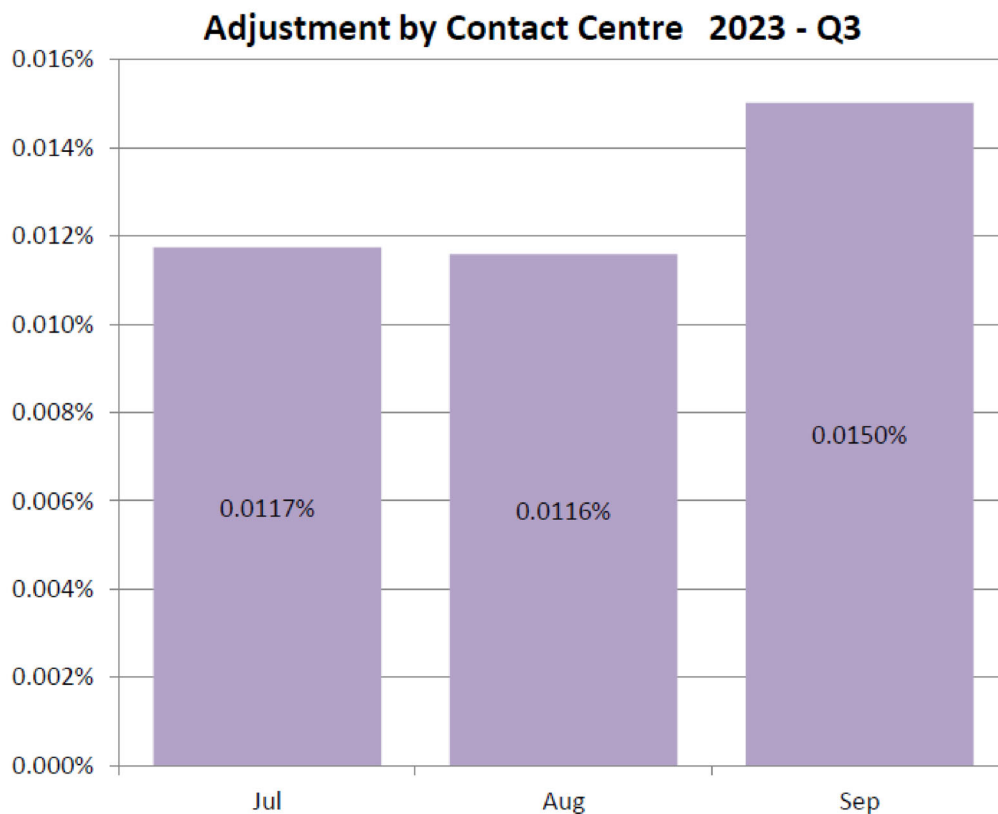
This graph represents the percentage allocation of Default Fares incurred by customers.



## 4. Adjustments by Contact Centre

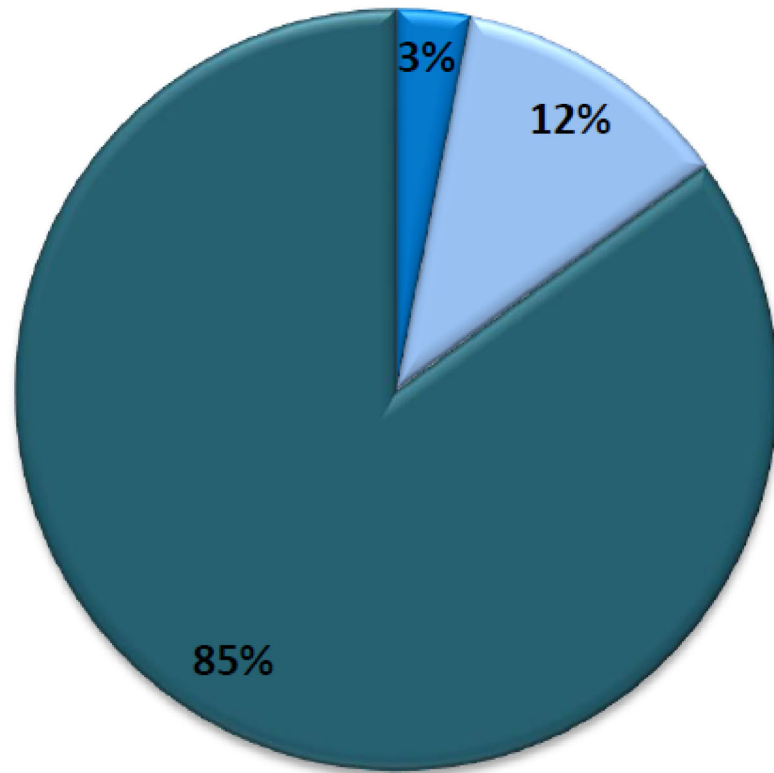
This graph represents the total number of Adjustments made by the 130PAL contact centre as a percentage of Total Journey's. This graph does not represent the dollar figure of these adjustments, but the ratio of raw adjustments made.

Adjustments can be made in response to multiple reasons, ranging from customer error to devices unavailable due to power related issues at a station.



## 5. Opal Cards ordered/issued by Channel

**Opal cards ordered/issued by Channel  
2023 - Q3**



■ Contact Centre

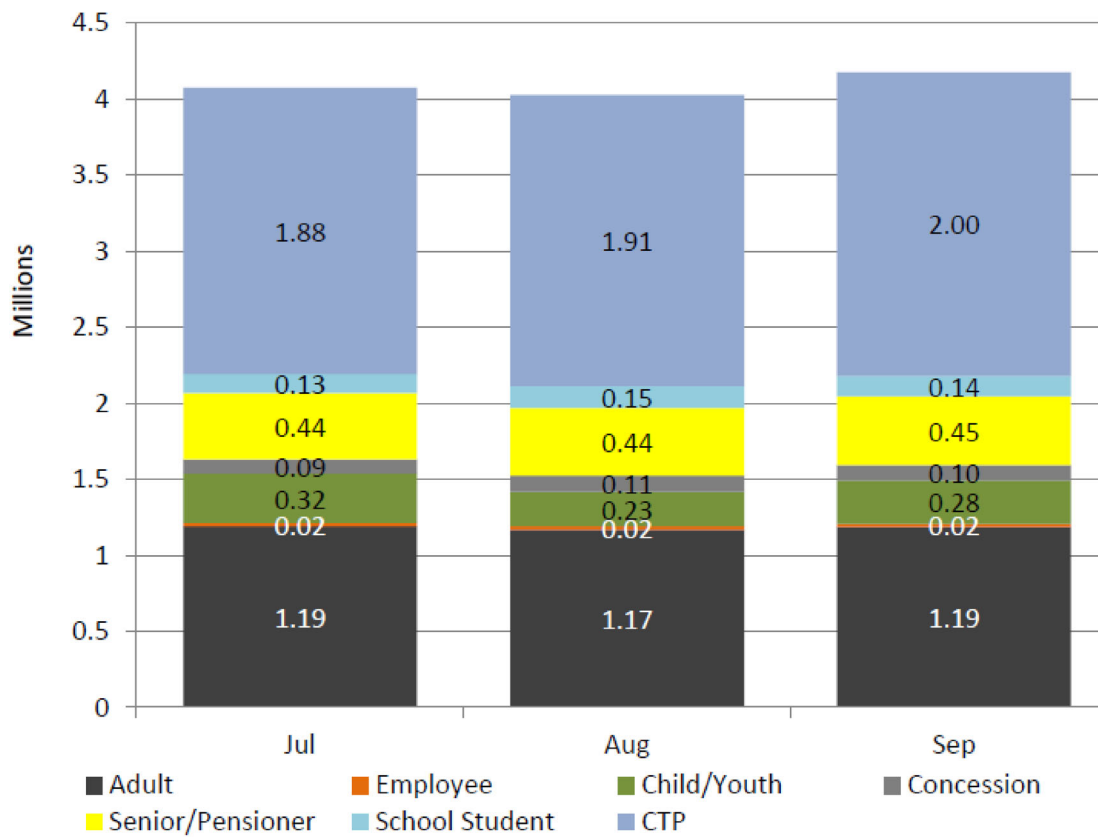
■ Web

■ Retailer

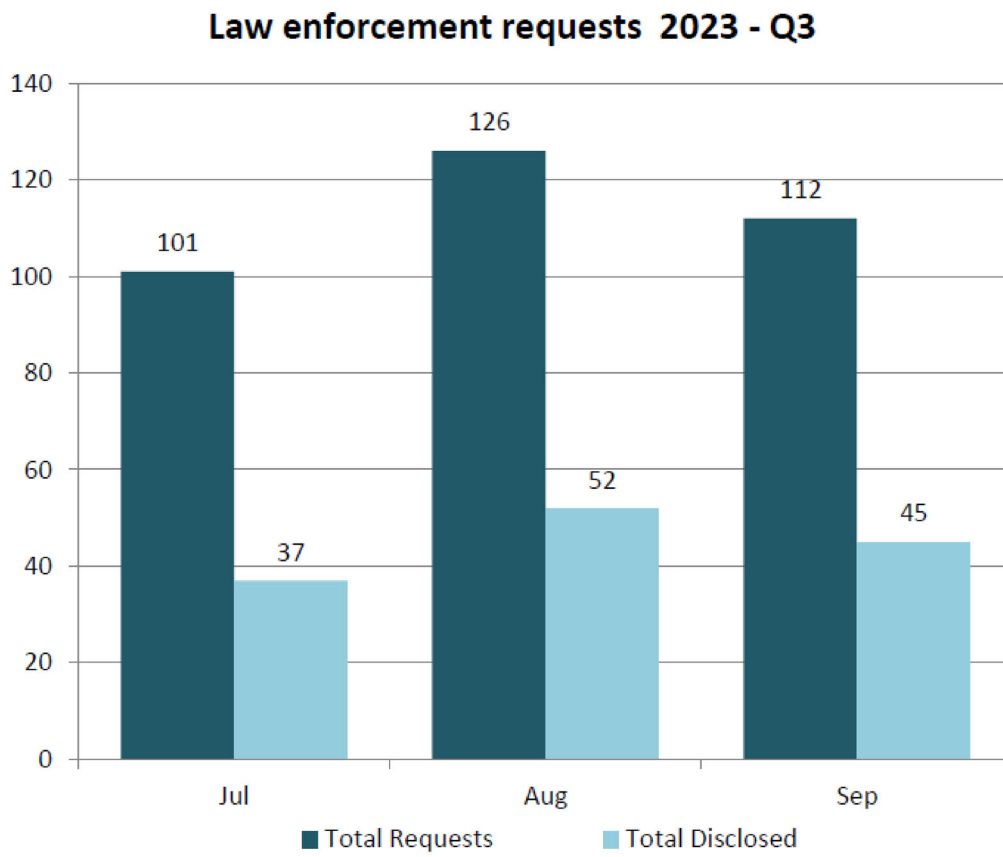


## 6. Active Cards

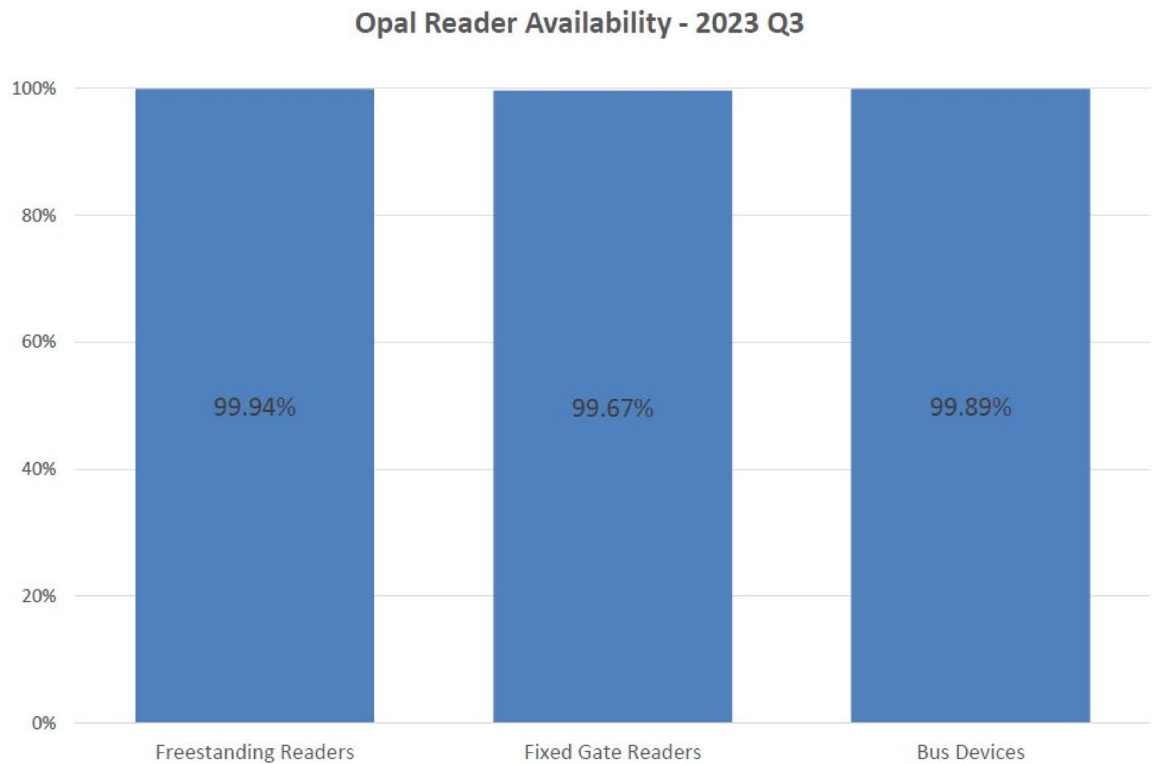
Active Cards 2023 - Q3



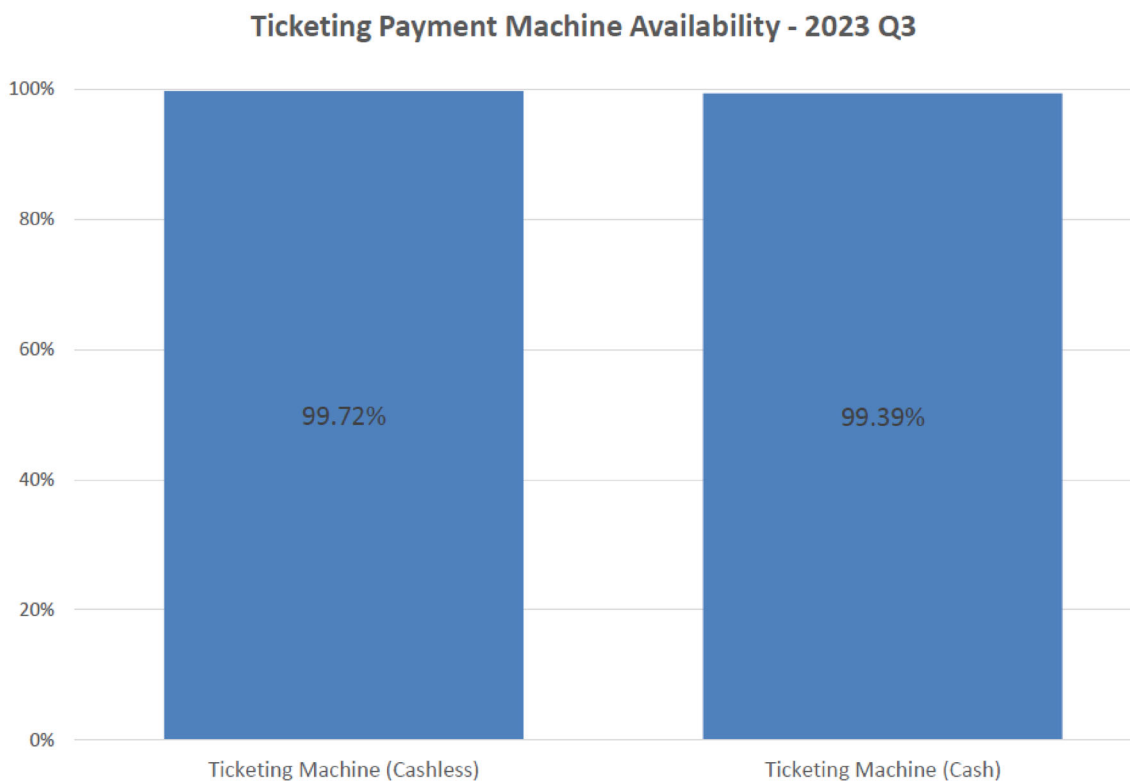
## 7. Law Enforcement Requests



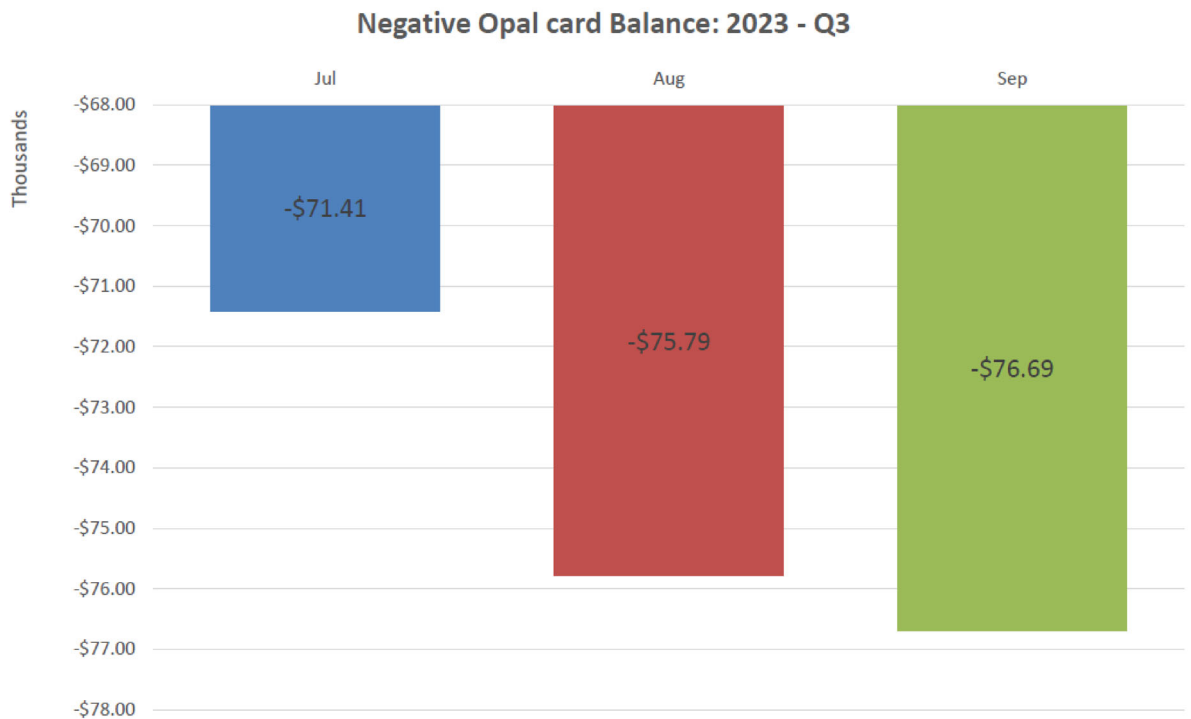
## 8. Opal Reader Availability



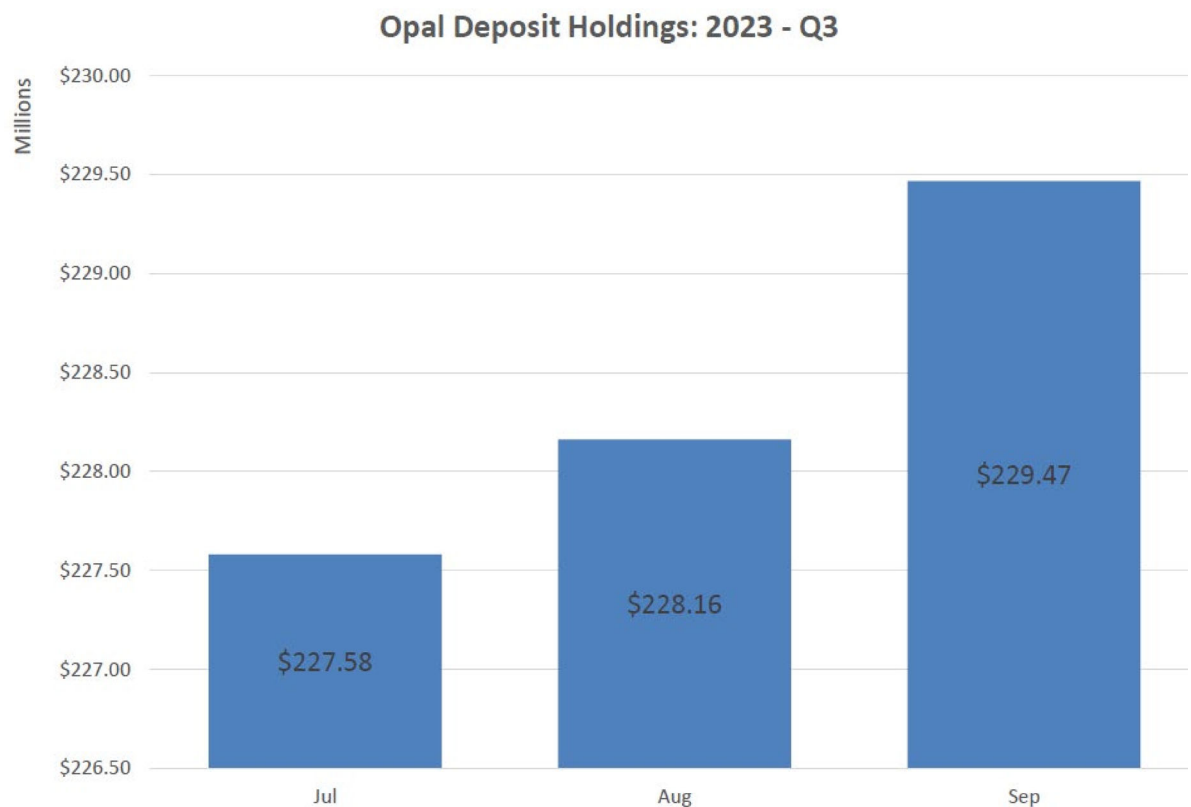
## 9. Ticketing Payment Machine Availability




## 10. Negative Opal Card Balance



## 11. Opal Deposit Holdings





**© Transport for NSW**

Users are welcome to copy, reproduce and distribute the information contained in this report for non-commercial purposes only, provided acknowledgement is given to Transport for NSW as the source.